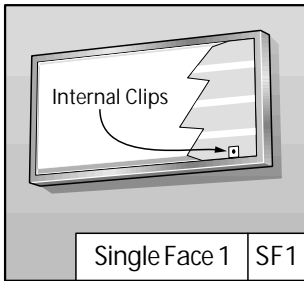


Illustrated Mounting Methods for Outdoor Illuminated Signs

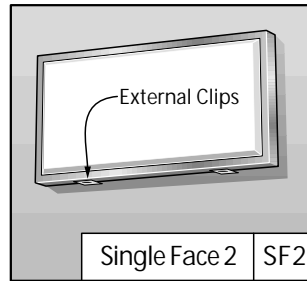


Dualite Sales & Service, Inc.
WILLIAMSBURG, OHIO

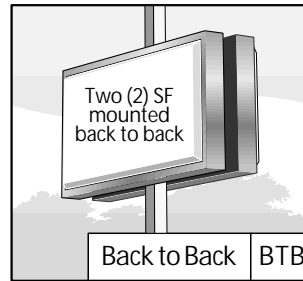
Install all signs in accordance with national, state and local electrical and building codes.



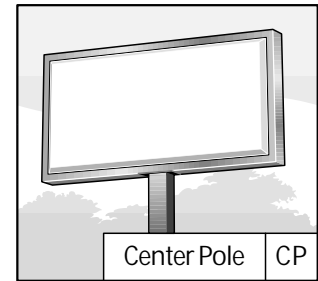
Sign includes steel concealed clips



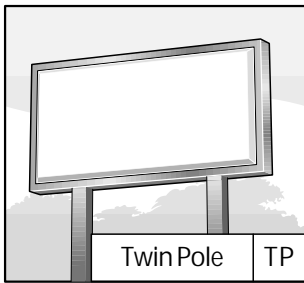
Sign includes steel semi-concealed clips



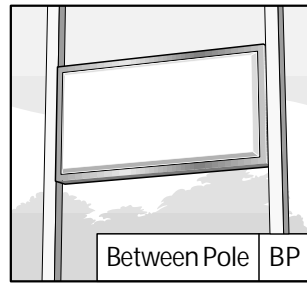
Sign includes steel mounting angles when requested.



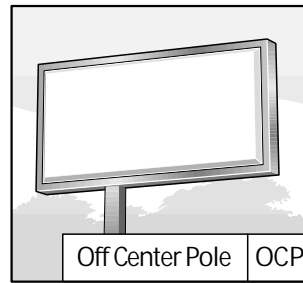
Sign includes steel match plate



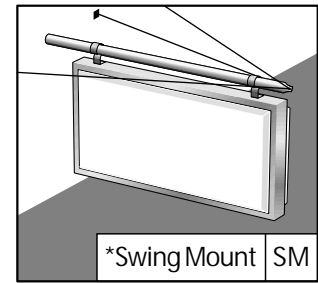
Sign includes steel match plates



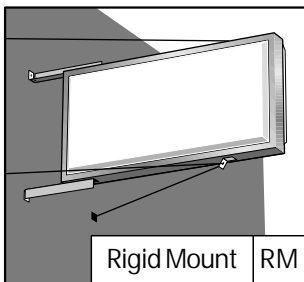
Sign includes steel mounting clips




Sign includes steel match plate



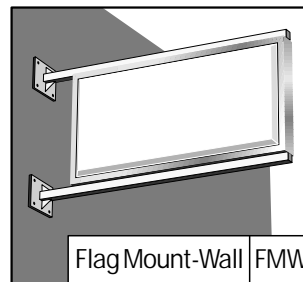
Sign includes steel hooks but Hardware Kit S3 or S4 must be ordered separately.



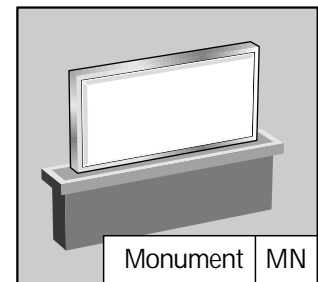
Sign includes steel angles but Hardware Kit R1 or R2 must be ordered separately.



Sign includes tubes. Note: also referred to as Cantilever Mount.



Sign includes steel tubes with wall plates and gussets, Note: also referred to as Cantilever Mount.



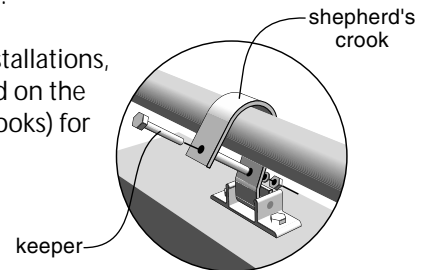
Sign includes steel match plate (reduced size may be required)

Contents of Hardware Kits	R1	R2	S3	S4
'L' - Iron Clips	2	2	1	1
Side Guy Irons	5	5	3	3
3/8" Lag Bolts w/ 3/8" Lag Shields	7	7	4	
1/2" X 2" Machine Bolts	2	2	1	1
5/16" Turnbuckles	3		2	
36 ft. 3/16" Steel Cable	1		1	
1/2" Lag Bolts w/ 1/2" Lag Shields				4
3/8" Turnbuckles		3		2
35 ft. 3/16" Steel Cable				1
50 ft. 3/16" Steel Cable		1		
Cable Clamps	12	12	8	8

NOTE:

Unless specifically contracted for, Dualite shall have no responsibility for installation. Uses for other than their intended purposes are at the sole risk of the buyer/user.

*On Swing Mount installations, keepers must be used on the shepherd's crooks (hooks) for secure attachment.



Dualite Sales & Service, Inc.

WILLIAMSBURG, OHIO ▪ CEDAR HILL, TEXAS
(513) 724-7100 ▪ FAX: (513) 724-6437