

# ACCURATE MEASUREMENT OF RADIUS CORNER SIGNS

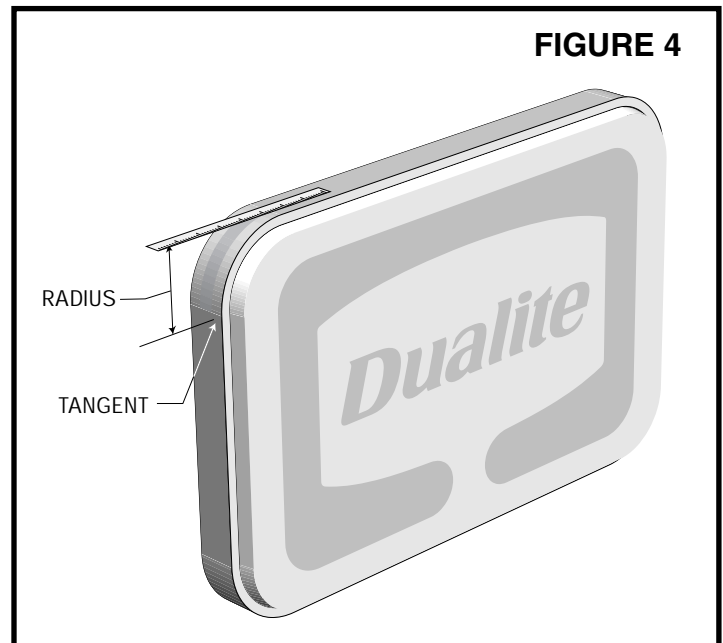
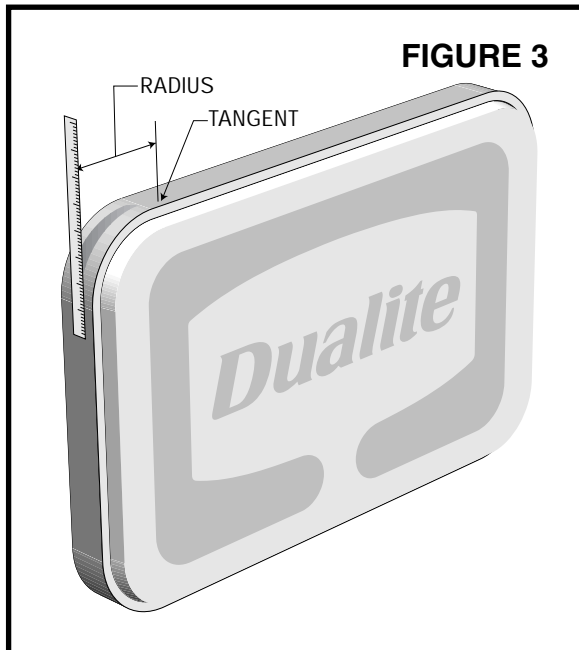
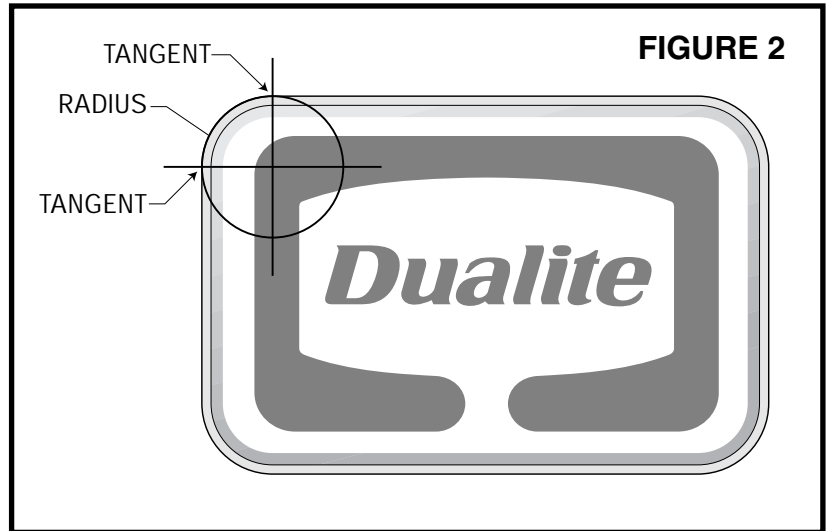
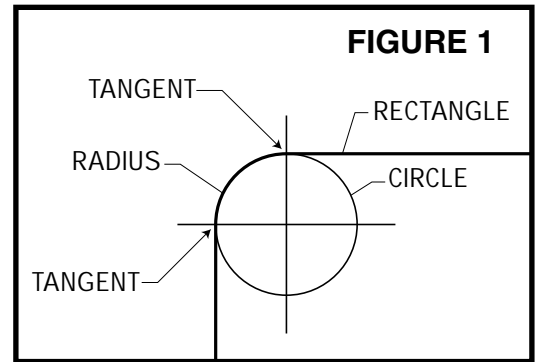
Dualite requires accurate measurements of sign cabinets that require replacement faces. Please use the following procedure to determine the radius of radius corner signs

To accurately measure a radius you must first determine the tangent point of the radius. The tangent point is the point at which the curve of the arc meets the straight line of the rectangle (see FIG 1). On the sign cabinet you will need to find the tangent point visually. (see FIG 2).

Determine the tangent point of the top of the radius. Position a flat piece of metal, such as a metal ruler against the side of the sign cabinet and measure the distance from the ruler to the tangent point. This should give you the outside radius (see FIG 3)

Verify the dimension by reversing the procedure: Determine the tangent point of the side of the radius. Position the metal ruler against the top of the sign cabinet and measure the distance from the ruler to the tangent point. (see FIG 4)

Repeat procedure on all four corners to assure accuracy of your measurement.



This design is exclusive property of Dualite Sales & Service, Inc., 1 Dualite Ln., Williamsburg, OH 45176 ©2001 Dualite Sales & Service, Inc. All rights reserved. Illustrations, concepts and designs in this document are exclusive proprietary elements and may not be copied or reproduced without consent of Dualite Sales & Service, Inc.



Dualite Sales & Service, Inc.

WILLIAMSBURG, OHIO • CEDAR HILL, TEXAS